NZXT

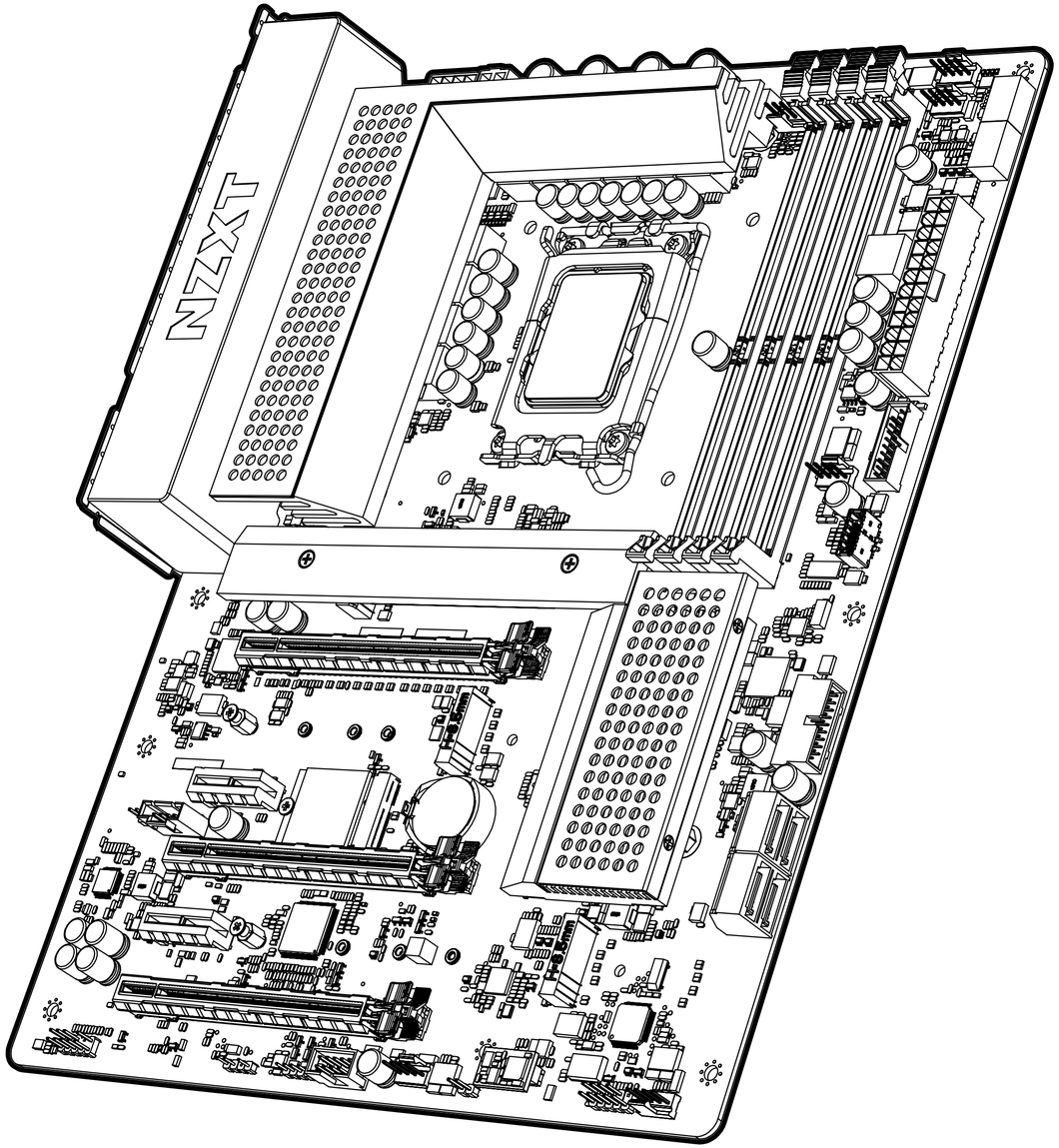

N5 Z690

INTEL Z690 ATX MOTHERBOARD

繁體中文

目錄

VERSION 2

1. 前言 02

2. 產品資訊 03

3. 元件和連接埠 09/10/11

4. 下載 NZXT CAM 41

5. 附錄 A-1

1. 前言

A. 版權所有 © NZXT, Inc.。保留所有權利。

本手冊，包括手冊內所有圖解及螢幕擷圖，皆受到國際版權法保護，並且保留所有權利。在沒有作者書面同意下，不得複製本手冊或其內所包含的任何資料。

B. 免責聲明

本文件中的資訊如有變更，恕不另行通知。製造商對其內容不作任何聲明或保證，特別是不對適銷性或用於任何特定目的之適用性作出任何暗示保證。製造商保留修改此出版物及隨時對其內容作出變更之權利，且製造商無義務通知任何人有此等修改或變更。

C. 商標認可

本手冊中所使用之產品名稱皆屬於其個別擁有者之資產並且得到認可。

D. 安全性預防措施

在安裝主機板時，請遵守這些安全性預防措施：

- 建議佩戴連接至已接地裝置的接地帶，以避免遭受靜電傷害。
- 在對主機板進行作業之前，請觸碰已經安全接地之物品的金屬殼來釋放靜電。
- 請將元件留置於防靜電袋中。
- 在安裝或拆除主機板或其他硬體元件之前，請務必將電源線從電源插座拔除以移除 AC 電源。

2. 產品資訊

2.1 包裝內容 04

2.2 產品規格 05

2.1 包裝內容

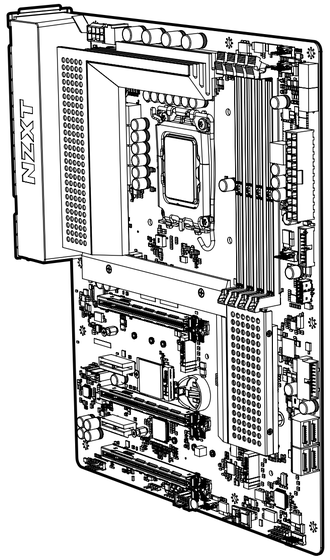

A. N5 Z690 主機板

x1

B. SATA 線

90°x2, 180°x2

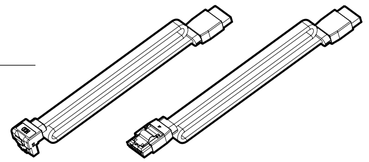

C. M.2螺絲

x3

D. 無線天線

x2

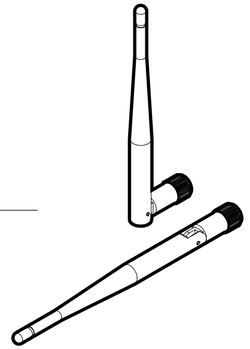

2.2 產品規格

CPU 與插槽

LGA 1700 插座，適用於 Intel® 第 12 代 Core™ i9/Core™ i7/ Core™ i5 處理器

- 支援 Intel® 混合技術
- 支援 Intel® Turbo Boost Max 3.0 技術

晶片組

Intel® Z690

記憶體

4 x DIMM 插槽，最大128GB，雙通道 DDR4 內存

- 支援 DDR4 非 ECC 無緩衝內存，最高可達 5000+ (OC)*
- 支援 ECC UDIMM 內存 (在非 ECC 模式下運行)
- 支援 Intel® Extreme Memory Profile (XMP) 2.0

* 原生支持 DDR4 3200
* 請參閱 NZXT 網站 (www.nzxt.com) 的「Memory QVL」部分以獲取 更多資訊

擴充槽

3 x PCIe ×16 插槽
(1 個 – PCIe_1 : Gen 5 ×16 模式)
(2 個 – PCIe_1 : Gen 5 ×16、PCIe_3 : Gen 4 ×4)
(3 個 – PCIe_1 : Gen 5 ×16、PCIe_3 : Gen 4 ×4、PCIe_5 : Gen 3 ×1)

2 x PCIe Gen 3 ×1 插槽

- 支援 AMD Quad CrossFireX™ 和 CrossFireX™

1 x M.2 插座 (E 鍵) ，支援 2230 型 Wi-Fi/BT 模塊，Intel® CNVio

* 支持 NVMe SSD 作爲啓動盤

內建顯示卡

- 集成圖形處理器——支援 Intel® UHD 顯卡 *
- Intel® Xe 顯卡架構 (Gen 12)
- 支援 HDMI™ 2.1 TMDS，最大兼容分辨率達 4K x 2K (4096x2160) @ 60Hz
- 通過 HDMI 2.1 端口支援 HDCP 2.3

* 僅通過 GPU 集成處理器支援

資料儲存應用

Intel® Z690 高速晶片組

- 1 x M.2_1 2242/2260/2280 型 (PCIe Gen 4 ×4 模式) *
- 1 x M.2_2 2242/2260/2280 型 (PCIe Gen 4×4 模式) *
- 1 x M.2_3 2242/2260/2280/22110 型 (PCIe Gen 4×4 和 SATA6Gb/s 模式) *
- 1 x M.2_4 2242/2260/2280 型 (PCIe Gen 3×4 模式) *
- 4 x SATA 6Gb/s 連接埠

支援 RAID 0/1/5/10，適用於 SATA 存儲設備
支援 RAID 0/1/5，適用於 M.2 NVMe 存儲設備

* 支援 Intel® Volume Management Device (VMD)
* 支援 Intel® Optane 技術
* 支援 NVMe SSD 作爲啓動盤

區域網路

Realtek® RTL8125BG 2.5G LAN

無線網路

雙頻 Wi-Fi 6E

- Wi-Fi 802.11 a/b/g/n/ax
- 支援雙頻 2x2 160MHz，可擴展至 6GHz *
- 支援 MU-MIMO

* Wi-Fi 6E (頻段 6GHz) 在 Microsoft® Windows® 11 系統中可用，其可用性因國家及地區而異。要實現 6E功能，需要支持 6GHz 的路由器

藍牙

藍牙 V5.2

音訊

Realtek® ALC897 編碼解碼器
8 聲道高清音頻

背面 I/O

- 2 x 無線天線 SMA 連接器
- 1 x HDMI™ 端口
- 2 x USB 2.0
- 1 x USB 3.2 Gen 2x2 Type-C
- 1 x USB 3.2 Gen 2 連接埠
- 4 x USB 3.2 Gen 1 連接埠
- 1 x BIOS Flashback 按鈕
- 1 x LAN (RJ4) 連接埠
- 1 x 高清音頻插孔：線路輸入/前置揚聲器/麥克風

內部 I/O

- 1 x 24 針腳 ATX 電源接頭
- 1 x 8+4 針腳 ATX 12V 電源接頭
- 1 x 4 針腳 CPU_FAN 接頭 (每接頭支援最大24W)
- 1 x 4 針腳 AIO_PUMP 接頭 (每接頭支援最大24W)
- 4 x 4 針腳 SYS_FAN 接頭 (每接頭支援最大24W)
- 2 x NZXT RGB LED 接頭
- 1 x 5V RGB LED 接頭
- 1 x 12V RGB LED 接頭
- 1 x SPI TPM 接頭
- 1 x USB 2.0 接頭 (支援最多 2 個 USB 2.0 連接埠)
- 2 x USB 3.2 Gen 1 接頭 (支援最多 4 個 USB 3.2 Gen 1 連接埠)
- 1 x USB 3.2 Gen 2x2 接頭 （支援USB Type-C)
- 1 x 前面板音訊接頭
- 4 x LED指示燈

作業系統

Microsoft® Windows® 11/10 64 位元

外型規格

ATX

系統需求

NZXT CAM 軟體需要在 Microsoft Windows® 11/10 作業系統中執行。

NZXT CAM 可免費下載使用，某些功能需要具備有效的電子郵件地址，並接受我們目前的服務條款，且需可使用的網際網路連線。

3. 元件和連接埠

3.1 分解圖 12
3.2 連接埠概述 13
3.3 背面 I/O 16
3.4 CPU 插槽 17
3.5 DIMM 插槽 19
3.6 PCI Express 擴充插槽 21
3.7 SATA 接頭 23
3.8 M.2儲存插槽 24
3.9 無線連線適用的 M.2 插槽 26
3.10 天線 27

3. 元件和連接埠

3.11 電源接頭 28
3.12 USB 接頭 29
3.13 前面板音訊接頭 30
3.14 前面板接頭 31
3.15 風扇接頭 32
3.16 NZXT RGB 接頭 33
3.17 5V 可定址 RGB 接頭 34
3.18 12V RGB 接頭 35
3.19 SPI TPM 接頭 36
3.20 Clear CMOS 接頭 37

3. 元件和連接埠

3.21 CMOS 電池 39

3.22 BIOS Flashback 40

3.1 分解圖

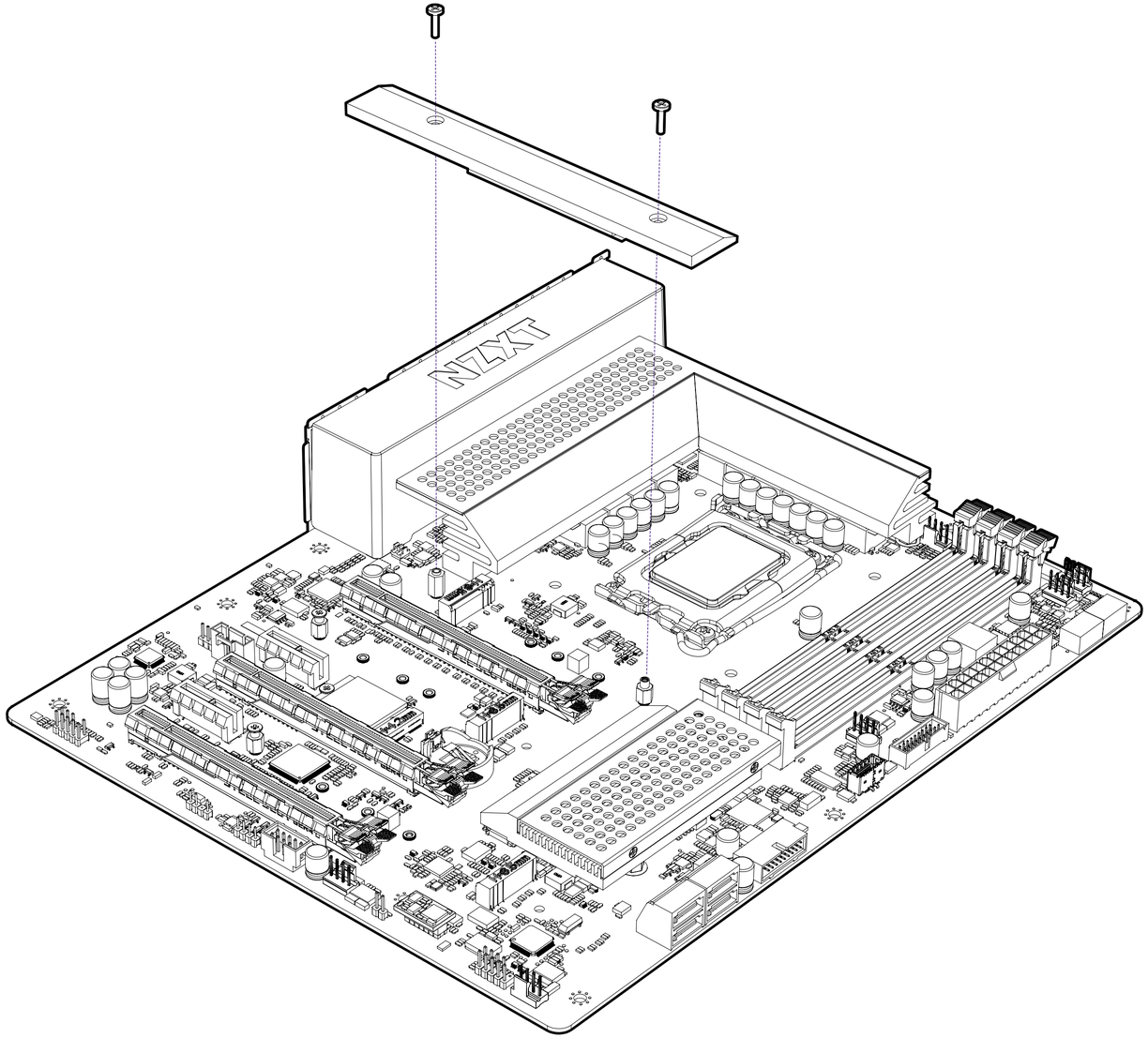

3.2 連接埠概述

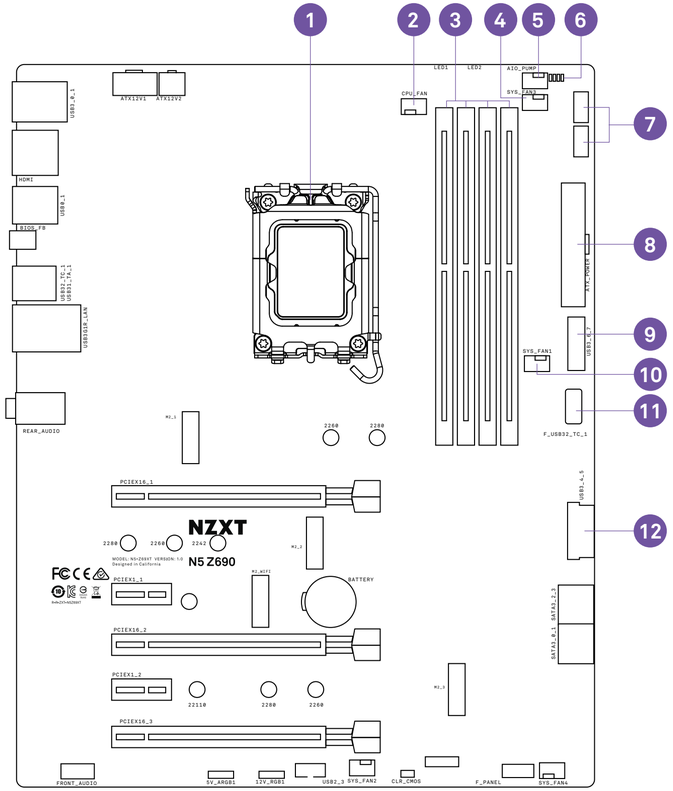

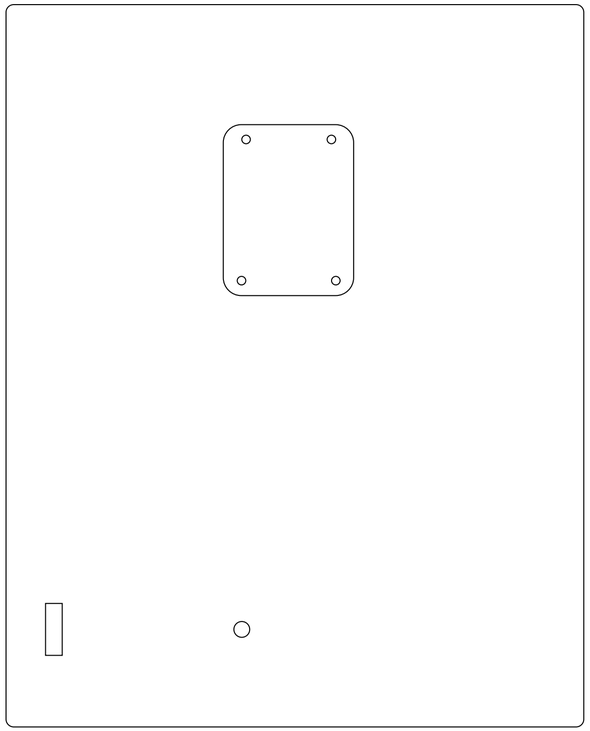

NO.	PORT NAME	DESCRIPTION
1	CPU 插槽	LGA 1700 插座，適用於 Intel 第 12 代處理器
2	CPU_FAN	4 針腳 CPU 風扇接頭
3	DIMM A1-B2	288 針腳 DDR4 記憶體插槽
4	SYS_FAN 3	4 針腳風扇接頭
5	AIO_PUMP	4 針腳 AIO 泵浦接頭
6	POST LED	開機狀態指示燈
7	NZXT RGB 1 & 2	4 針腳 LED 接頭
8	ATX_POWER	24 針腳 ATX 電源接頭
9	USB3_6_7	前面板 USB 3.2 Gen 1 接頭
10	SYS_FAN 1	4 針腳風扇接頭
11	USB32_TC_1	前面板 USB 3.2 Gen 2 Type C接頭
12	USB3_4_5	前面板 USB 3.2 Gen 1 接頭

3.2 連接埠概述

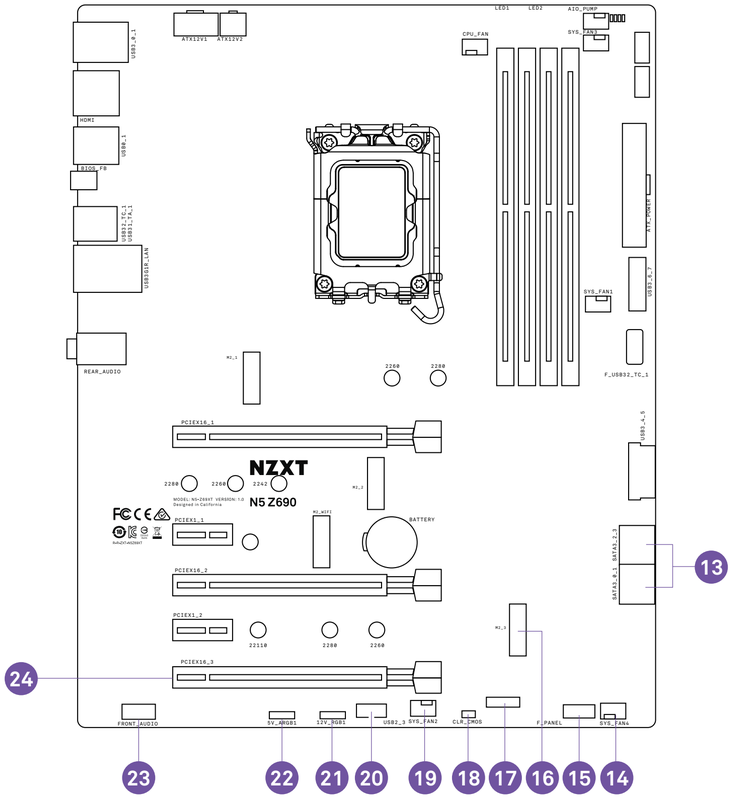

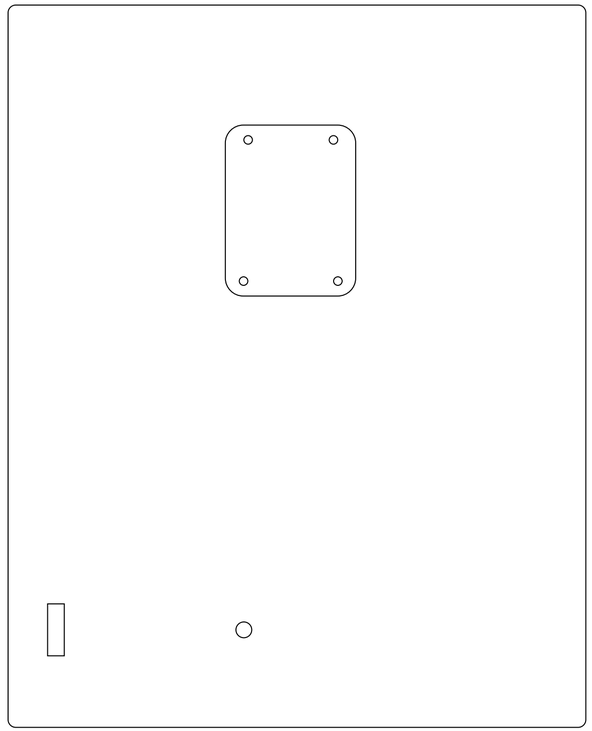

NO.	PORT NAME	DESCRIPTION
13	SATA 1-4	SATA 6Gbps 接頭
14	SYS_FAN 4	4 針腳風扇接頭
15	前面板接頭	前面板開關和 LED 接頭
16	M2_3	M key M.2 插槽 3，支援 type 2242/2260/2280/22110 儲存裝置 (支援 PCIE 和 SATA 模式)
17	SPI TPM 接頭	TPM 模塊接頭
18	Clear CMOS 跳線	Clear CMOS 接頭
19	SYS_FAN 2	4 針腳風扇接頭
20	USB2_3	前面板 USB 2.0 接頭
21	12V RGB1	4 針腳 LED 接頭
22	5V ARGB1	3 針腳 LED 接頭
23	FRONT_AUDIO	前面板音訊接頭
24	PCIEX16_3	PCI Express x16 Gen3 插槽

3.2 連接埠概述

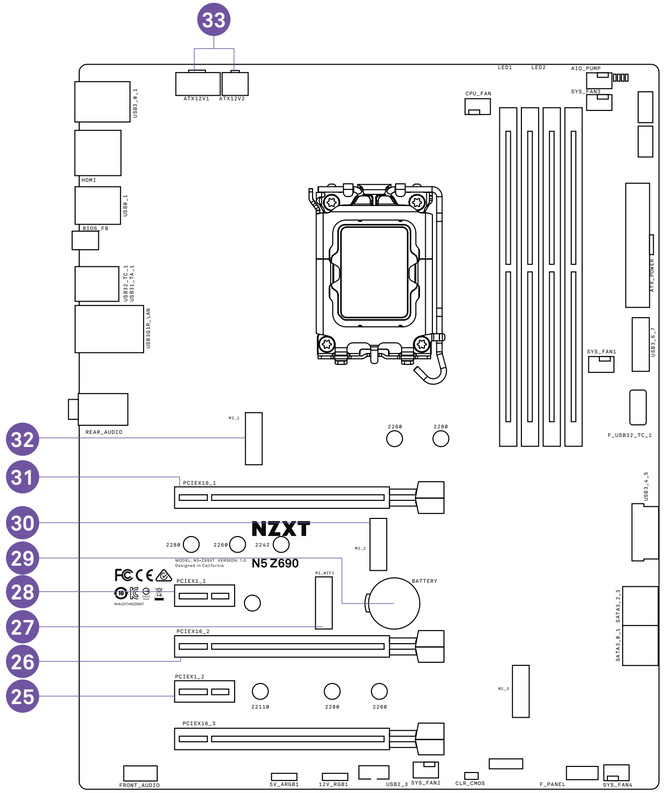

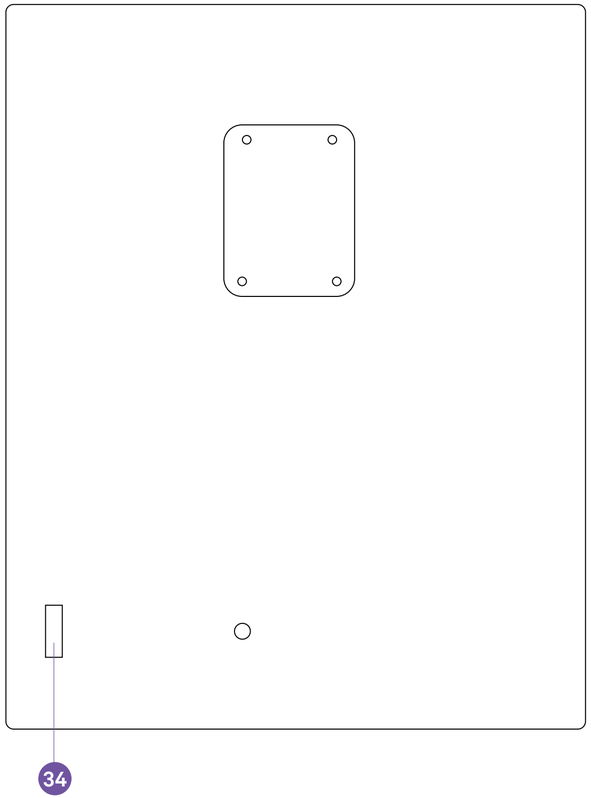

NO.	PORT NAME	DESCRIPTION
25	PCIEX1_2	PCI Express x1 Gen4 插槽
26	PCIEX16_2	PCI Express x16 Gen4 插槽
27	M2_WIFI	E Key M.2 插槽 1 (適用於無線網路卡，支援 CNVio)
28	PCIEX1_1	PCI Express x1 Gen4 插槽
29	電池	電池
30	M2_2	M key M.2 插槽 3，支援 type 2242/2260/2280 儲存裝置 (支援 PCIE 模式)
31	PCIEX16_1	用於 GPU 的 PCI Express x16 Gen5 插槽
32	M2_1	M key M.2 插槽 3，支援 type 2260/2280 儲存裝置 (支援 PCIE 模式)
33	ATX_12V	8+4 針腳 +12V 電源接頭
34	M2_4	M key M.2 插槽 3，支援 type 2242/2260/2280 儲存裝置 (支援 PCIE 模式)

3.3 背面 I/O

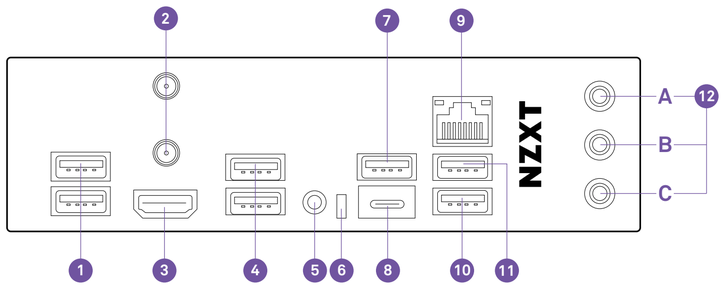

NO.	PORT NAME
1	USB 3.2 Gen 1 連接埠
2	無線天線
3	HDMI™
4	USB 2.0
5	BIOS Flashback 按鈕
6	BIOS Flashback LED
7	USB 3.2 Gen 2 連接埠

NO.	PORT NAME
8	USB 3.2 Gen 2 Type-C 連接埠
9	LAN (RJ45) 連接埠
10	具有 BIOS Flashback 功能的 USB 3.2 Gen 1
11	USB 3.2 Gen 1 連接埠
12	音訊連接埠 A. 線路輸入 B. 左前方和右前方 C. 麥克風

3.4 CPU 插槽

LGA 1700 CPU 的表面有四個缺口和一個金色三角形，可協助 CPU 正確對齊以放入插槽。

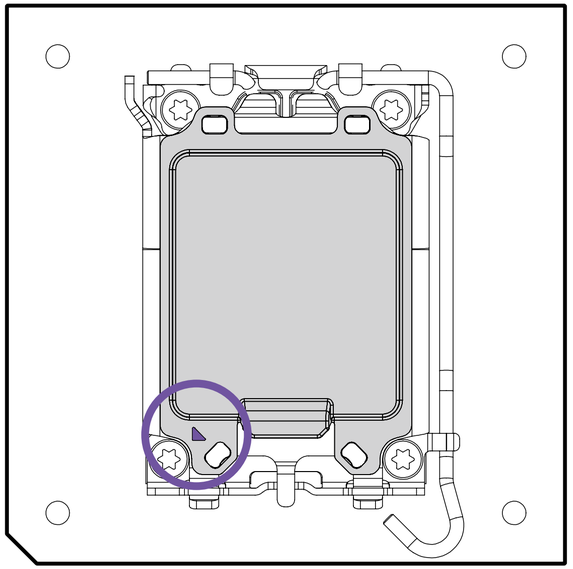

注意

- 在安裝或拆除 CPU 之前，請務必將電源線從電源插座拔除。
- 在安裝 CPU 之後，請保留 CPU 保護蓋。
- 在開機之前，請確定 CPU 散熱片已經正確安裝。
- 當 CPU 未安裝時，請務必用塑膠保護蓋蓋住 CPU 插槽以保護插槽。
- 請參閱 CPU 散熱器製造商的指示來安裝散熱器。

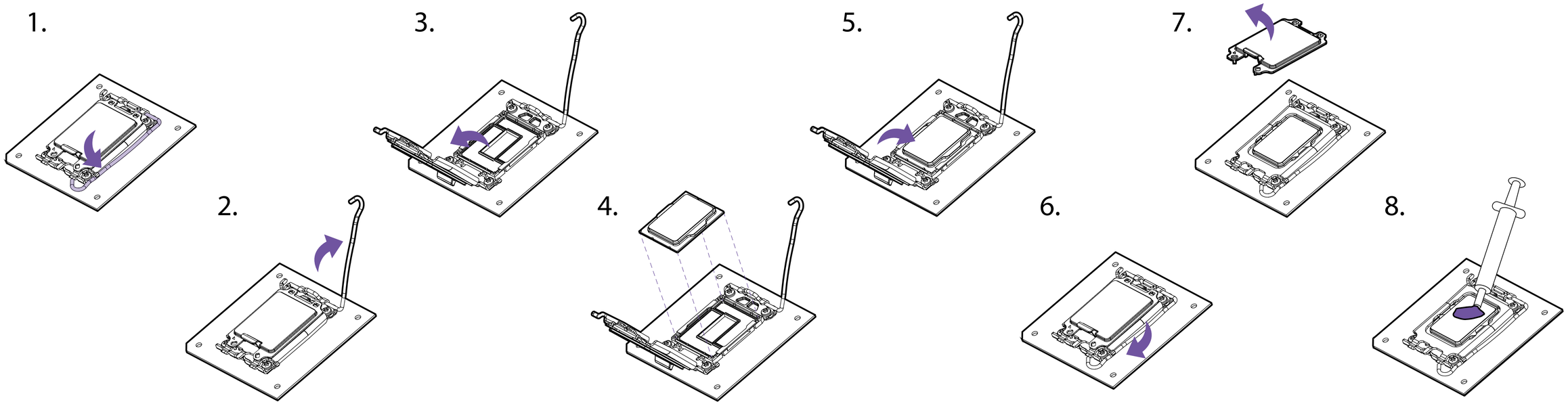

- 將固定桿向下向外推即可釋放。
- 翻開閂扣然後放置 CPU，請確定 CPU 上的三角形和缺口對到所指示的角落。
- 關閉閂扣然後將固定桿向下推以使其鎖定。
- 塑膠保護蓋將會自動鬆開。
- 視需要塗抹散熱膏接著安裝 CPU 散熱器。

3.5 DIMM 插槽

DIMM 插槽位於此處。請參見建議記憶體配置的示意圖。

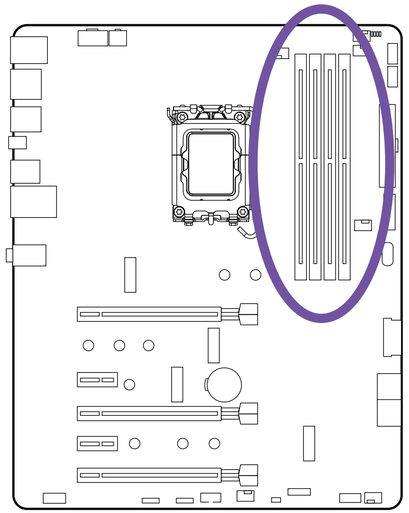

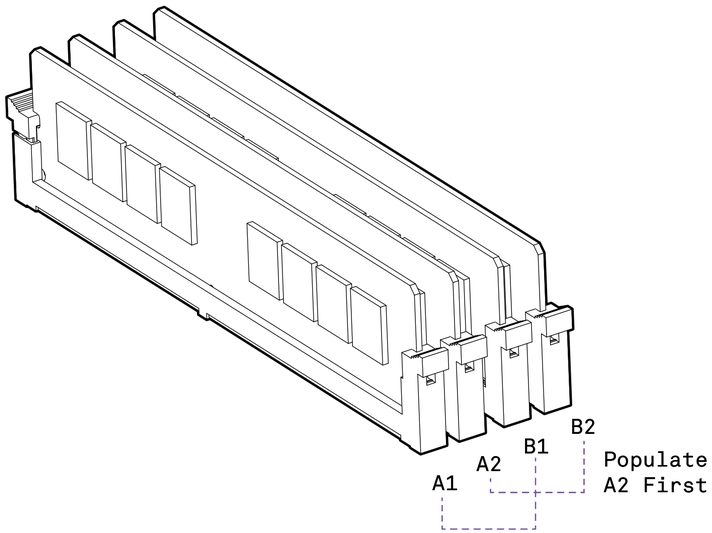

注意

- 請先將記憶體模組插入 A2 插槽。

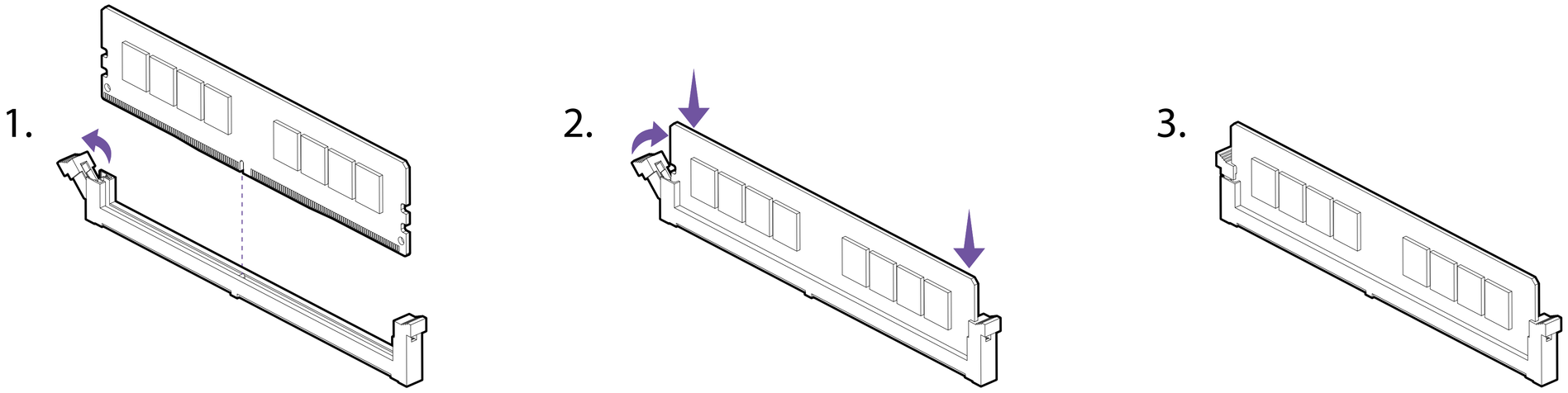

- 如圖所示推動釋放桿。
- 將記憶體與中央缺口相對然後對齊放入 DIMM 插槽。
- 將記憶體穩固推入 DIMM 插槽，直到釋放桿已自動鎖定。

3.6 PCI EXPRESS 擴充插槽

請參見以下示意圖以獲得插槽清單。請先使用 PCIEX16_1 安裝顯示卡然後再使用 PCIEX16_2。

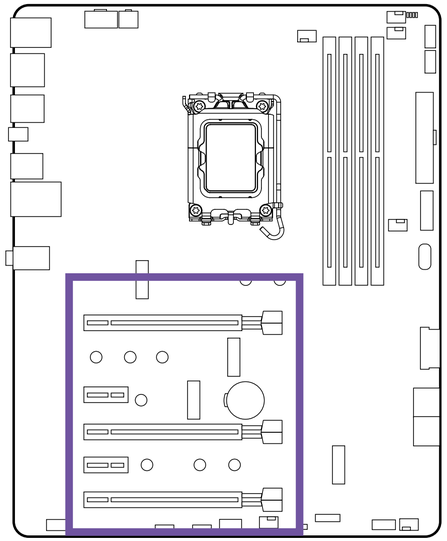

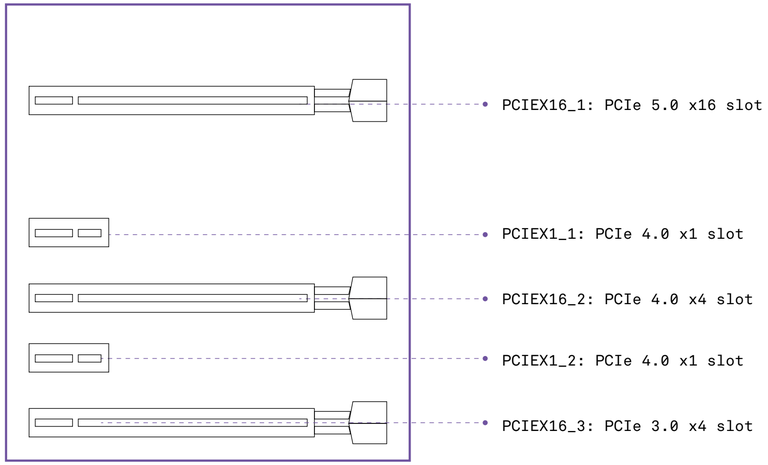

注意

- 若只有一張 PCIe x16，請使用 PCIEX16_1。
- 在加入或移除擴充卡時，請務必關閉電源供應器並將電源供應器電源線從電源插座拔除。請閱讀擴充卡的文件以檢查是否有任何必要的其他硬體或軟體變更。

關於多張顯示卡配置的電源供應建議，請參考顯示卡的使用說明以確定您符合所有系統需求。

安裝多張顯示卡：

- 關閉電腦並拔除電源線，將兩張顯示卡安裝到 PCIEX16_1 和 PCIEX16_2 插槽中。
- 接上顯示卡的所有 PCIe 電源接頭。
- 重新接上電源線，打開電腦電源然後安裝顯示卡包裝內所包含的驅動程式和軟體。

3.7 SATA 接頭

這些接頭是 SATA 6Gb/s 介面連接埠。每一個接頭可以連接一個 SATA 裝置。
連接埠使用的頻寬不會與任何 M.2 相同。

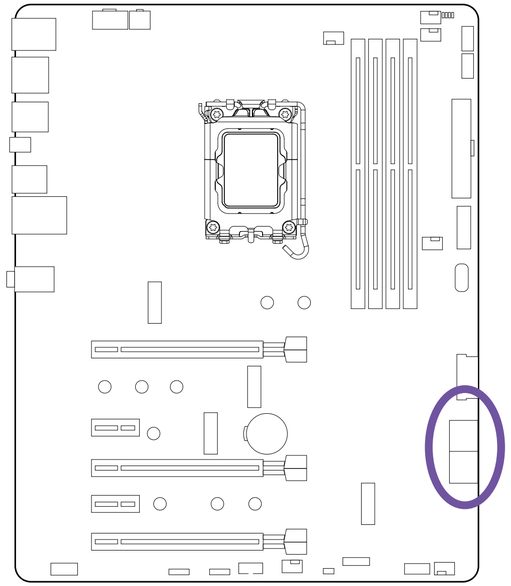

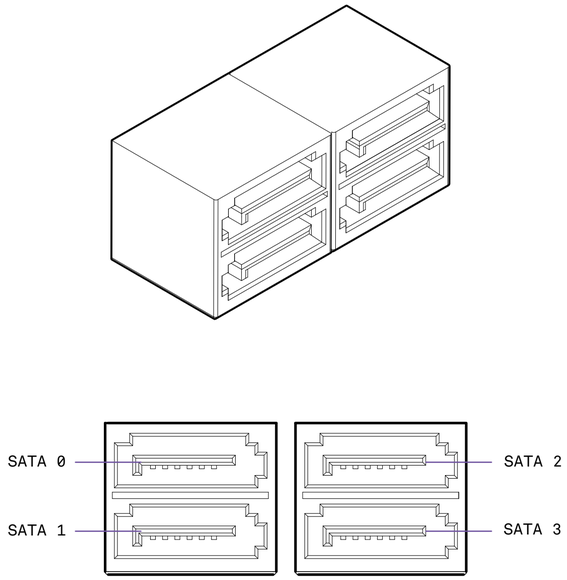

注意

- 請不要將 SATA 線折成 90 度角。否則在傳輸期間可能造成資料遺失。
- SATA 線在線的兩側具有相同的插頭。然而，建議使用扁式接頭連接主機板以達到節省空間的目的。

3.8 M.2儲存插槽

N5 主板上有 4 個 M.2 插槽。您需要在安裝前取下鋼制外板。最上面的插槽有一個散熱器。
請按照以下說明安裝您的 M.2 硬盤。

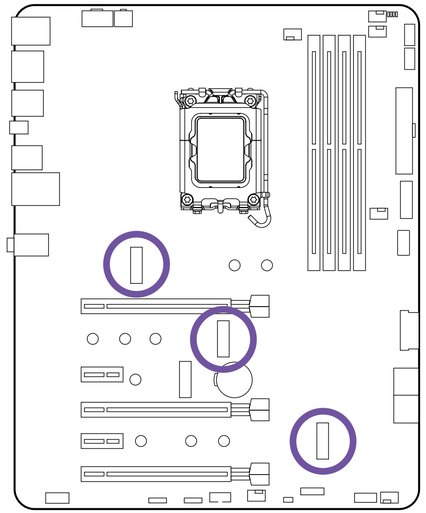

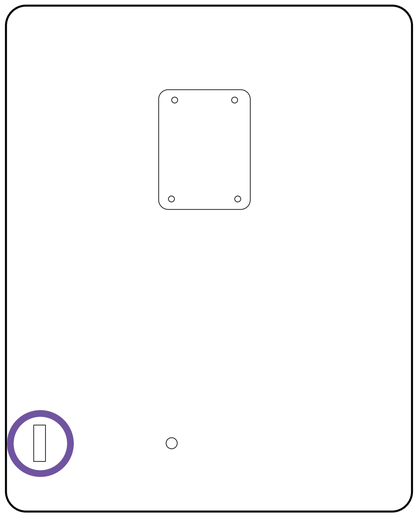

注意

- 支援 Intel® Volume Management Device、Intel® Optane 內存技術和 NVMe SSD 作爲啓動盤。

1.

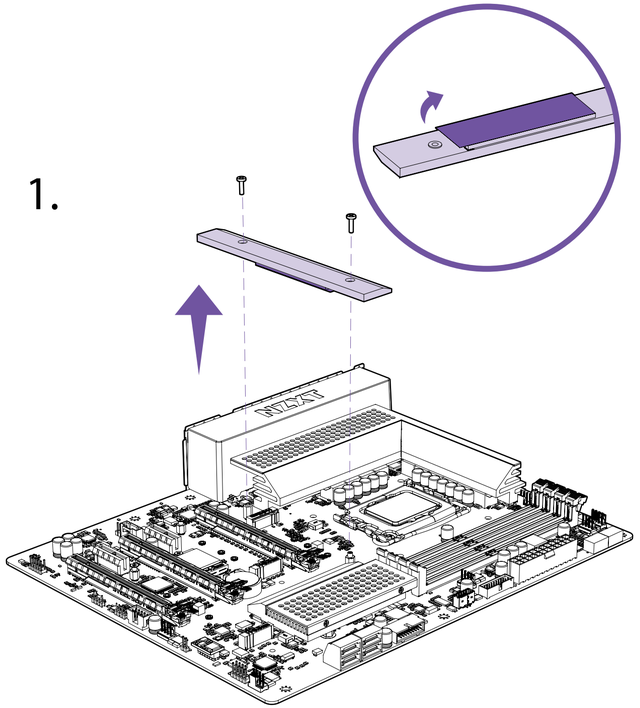

2.

3.

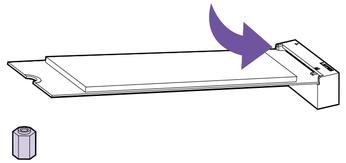

4.

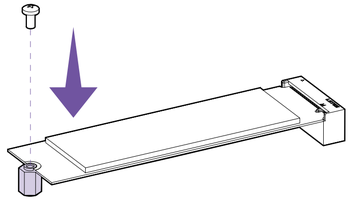

5.

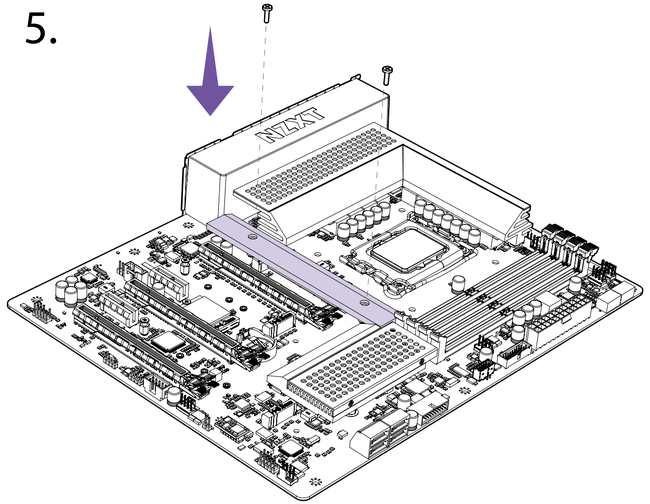

- 請取下 M.2 插槽外蓋。
- 請確定螺柱位於必要的位置，並且必要時移動螺柱。
- 將 M.2 磁碟機斜插入 M.2 插槽。
- 使用 M.2 螺絲將 M.2 磁碟機固定在螺柱上然後鎖緊。

3.9 無線連線適用的 M.2 插槽

支援 PCIe 和 CNVio 的 E 鍵 M.2 插槽位於主板中央。該插槽預裝了一張無線網卡和兩根天線電纜，將無線信號傳輸到後部 I/O。

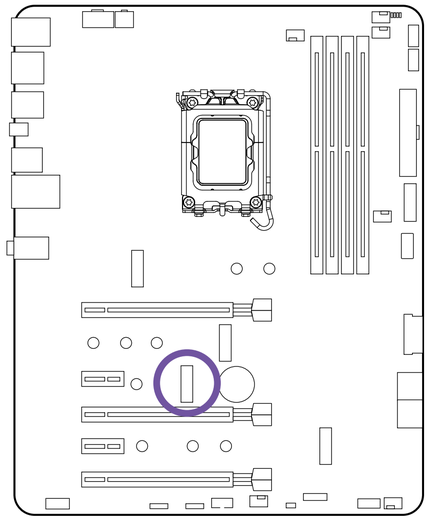

3.10 天線

隨附無線天線，可提升無線及藍牙訊號的強度。

- 將天線裝在背面 I/O 上，方法是將天線直接固定至具有「Wi-Fi」標記的 SMA 連接埠。

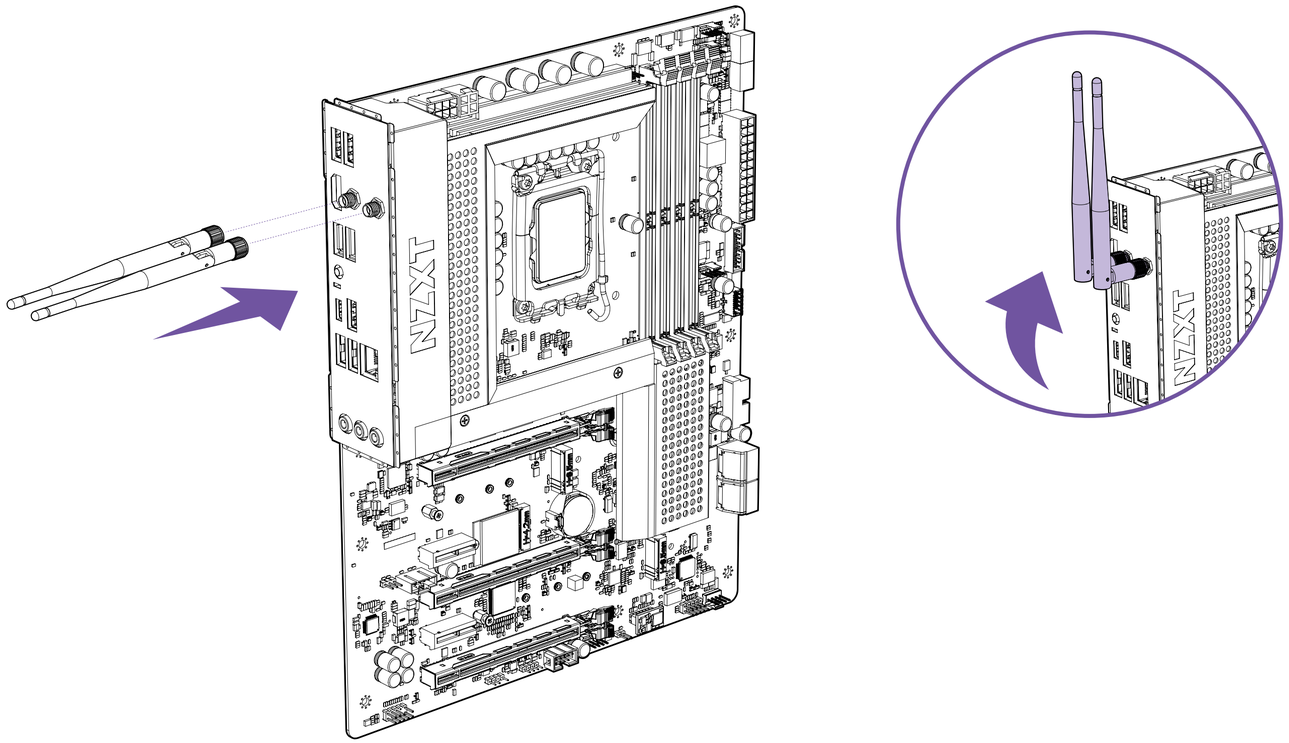

3.11 電源接頭

這些接頭連接到 ATX 電源供應器。

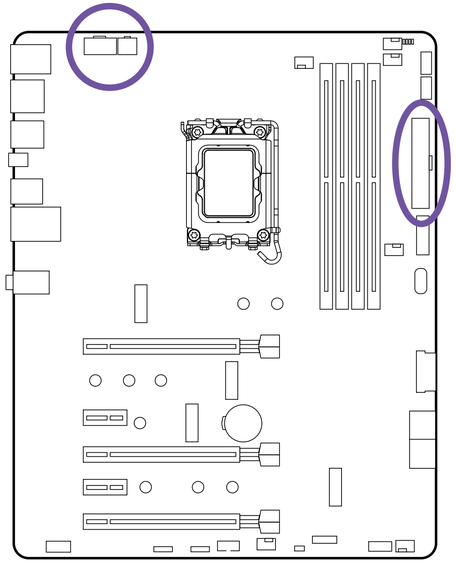

8+4-pin ATX_12V

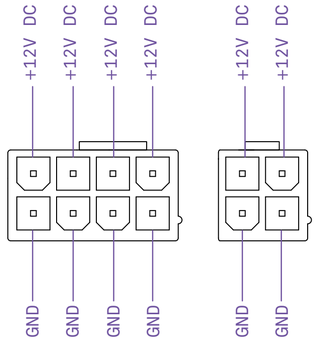

24-pin ATX_POWER

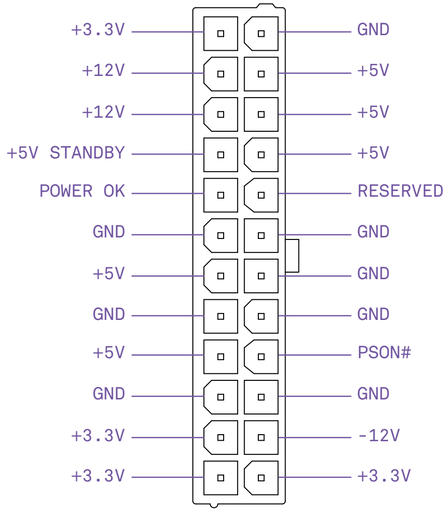

注意

- 請確定所有電源線都牢固連接到適當的 ATX 電源供應器，以確保主機板穩定操作。

3.12 USB 接頭

這些接頭可讓您連接前面板 USB 連接埠或需要內部 USB 連接埠的裝置。

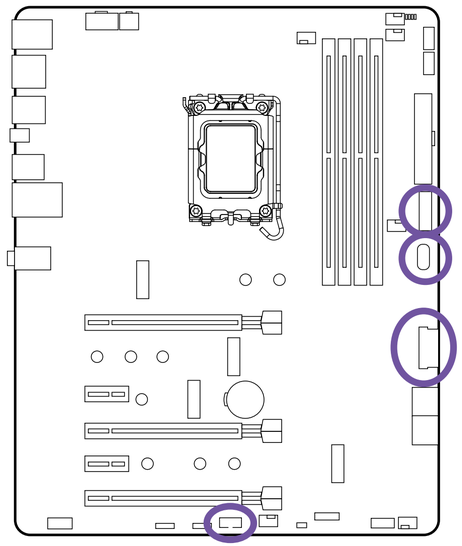

USB 2.0

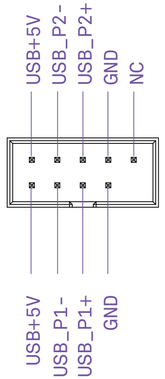

USB 3.2 Gen 1

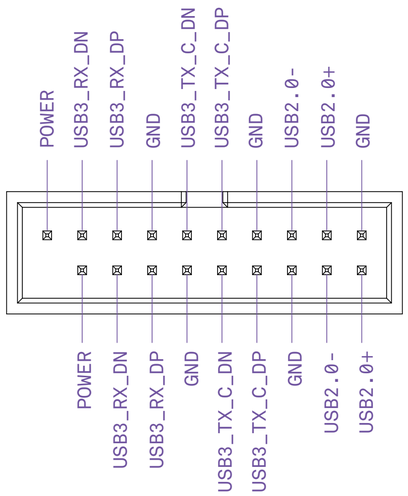

USB 3.2 Gen 2x2 Type-C

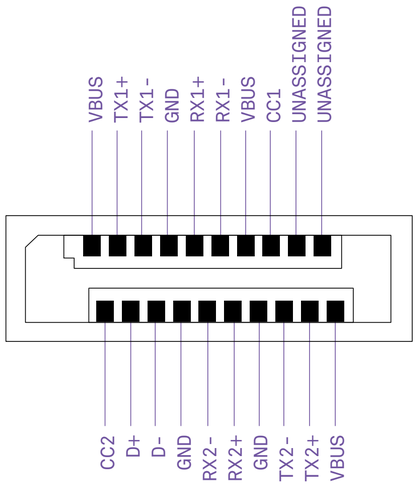

3.13 前面板音訊接頭

此接頭連接機殼上的前面板音訊。

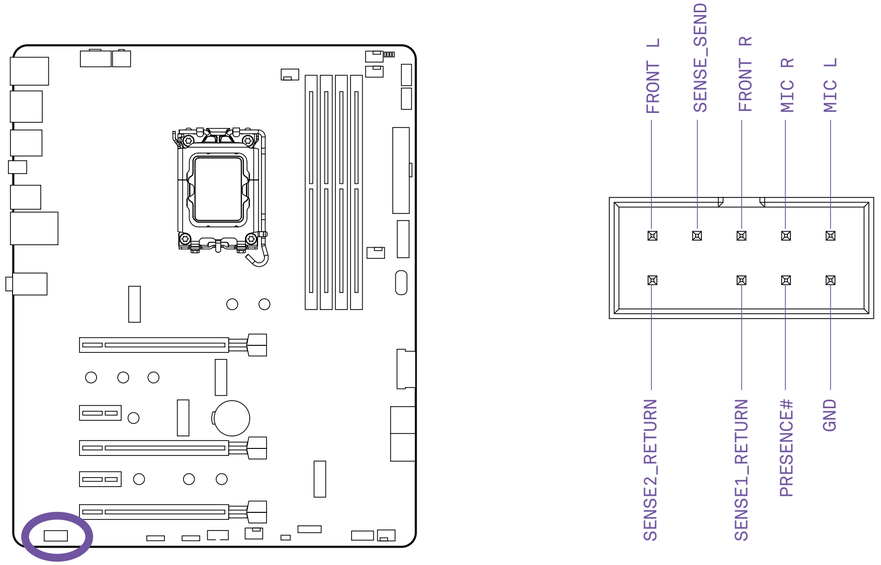

3.14 前面板接頭

這些接頭連接機殼上的開關和 LED 指示燈。

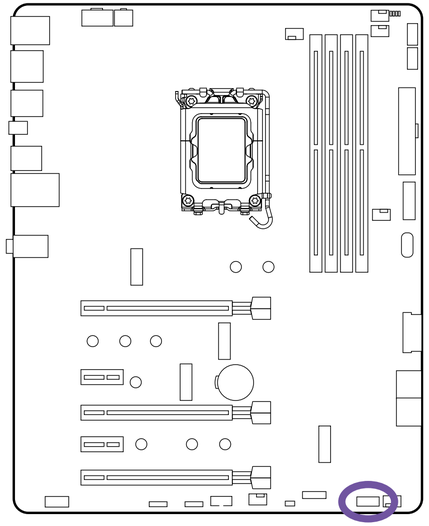

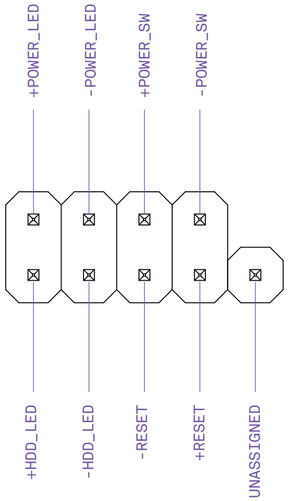

注意

- 請檢查針腳的極性以確保 LED 正確運作。

3.15 風扇接頭

CPU_FAN、AIO_PUMP 和 4 個 SYS_FAN 接口會自動檢測 4 針 PWM (脉衝寬度調製) 或 3 針風扇是否正在使用中，且支援的單個最大功率爲 2A(24W)。風扇轉速可在 CAM 中調節。

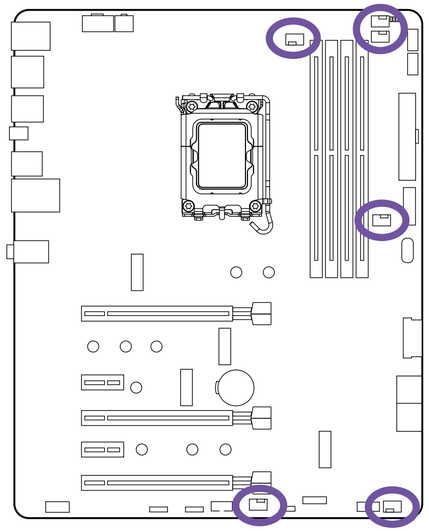

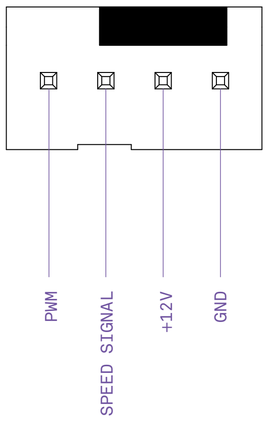

注意

• 需要 CAM 才能在 Windows 中控制風扇。

3.16 NZXT RGB 接頭

主機板有兩個 NZXT RGB 接頭。NZXT RGB 連接埠與 NZXT 照明配件相容。每個通道最多支援 40 個 LED 和 6 個配件。

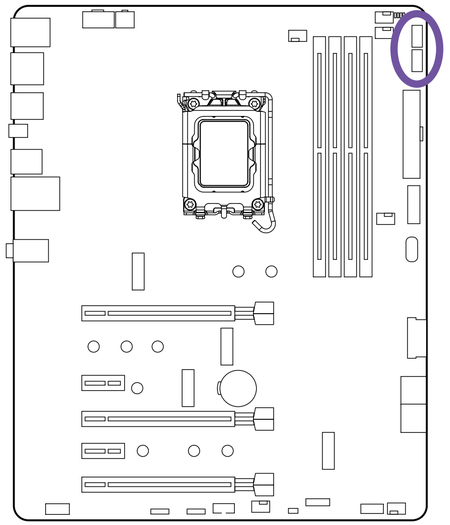

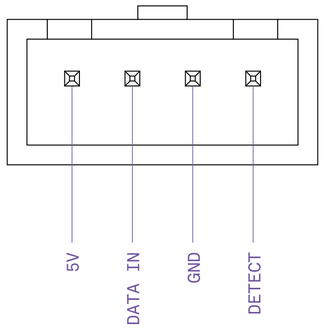

注意

- 需要 CAM 才能在 Windows 中控制燈光。
- 在安裝或拆卸照明配件之前，請關閉系統電源，然後拔除電源上的電源線。

3.17 5V 可定址 RGB 接頭

一個 5V 可定址 RGB 位於主機板上。此連接埠支援 WS2812B 可定址 RGB LED 條 (5V/資料/GND)，最大額定功率為 3A (5V)，最多支援 40 個 LED。

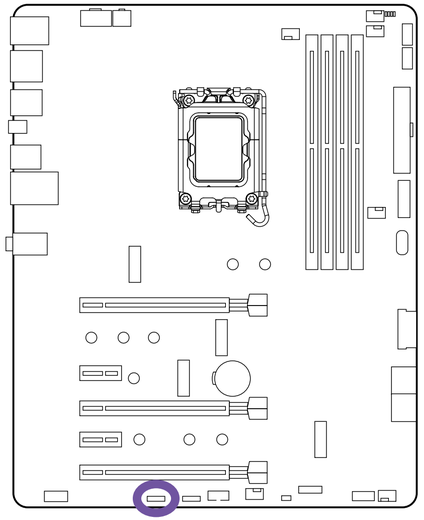

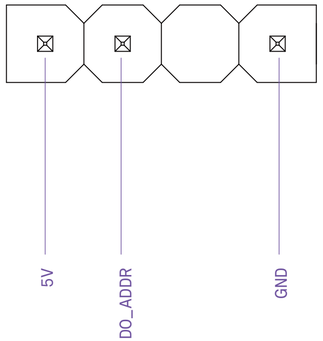

注意

- 切勿朝錯誤的方向安裝 RGB LED 纜線，以免損壞主機板和照明配件。
- 需要 CAM 才能在 Windows 中控制燈光。
- 在安裝或拆卸照明配件之前，請關閉系統電源，然後拔除電源上的電源線。

3.18 12V RGB 接頭

一個 12V RGB 接頭位於主機板上。此連接埠支援標準的 5050 RGB LED 條 (12V/G/R/B)，最大額定功率為 3A (12V)，長度在 2 公尺以內。

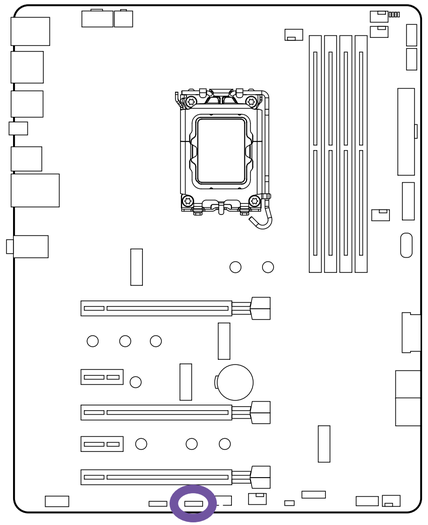

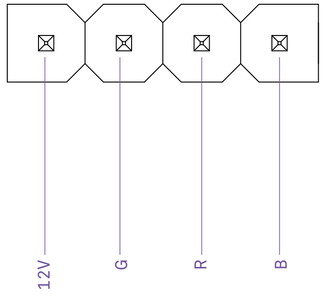

注意

- 切勿朝錯誤的方向安裝 RGB LED 纜線，以免損壞主機板和照明配件。
- 需要 CAM 才能在 Windows 中控制燈光。
- 在安裝或拆卸照明配件之前，請關閉系統電源，然後拔除電源上的電源線。

3.19 SPI TPM 接頭

該接口支援 SPI 可信平臺模塊 (TPM) 系統，該系統可以安全存儲密鑰、數字證書、密碼和數據。TPM 系統還有助於加强網絡安全，保護數字身份，同時確保平臺的完整性。

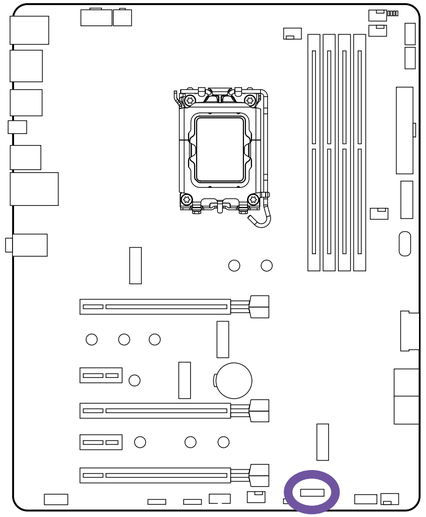

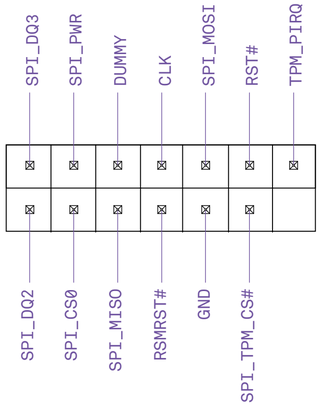

3.20 CLEAR CMOS 接頭

Clear CMOS 接頭

Clear CMOS 接頭位於主板底部，可用於將 BIOS 設置恢復爲默認值。要清除 CMOS，請關閉電源並斷開電源的交流電源。等待 30 秒，確保沒有待機電源。用跳線接頭連接兩個針腳，保持 5 秒鐘，然後取下跳線接頭。

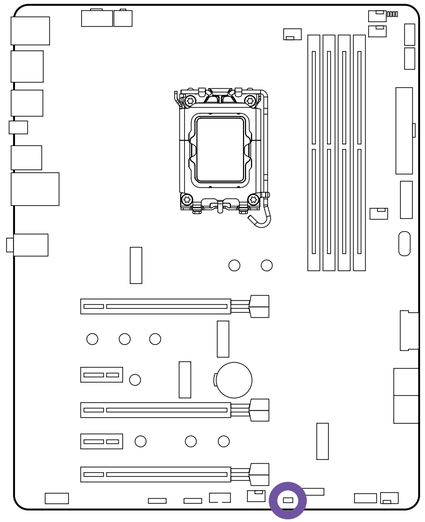

Clear CMOS Jumper

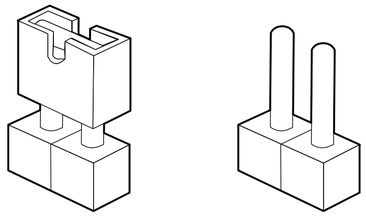

POST LEDs

使用者開啟系統時，Post LED 會診斷電腦。其會亮起，指示 CPU、記憶體、VGA 或儲存裝置是否故障。如果上述四個裝置均功能正常，LED 將熄滅。

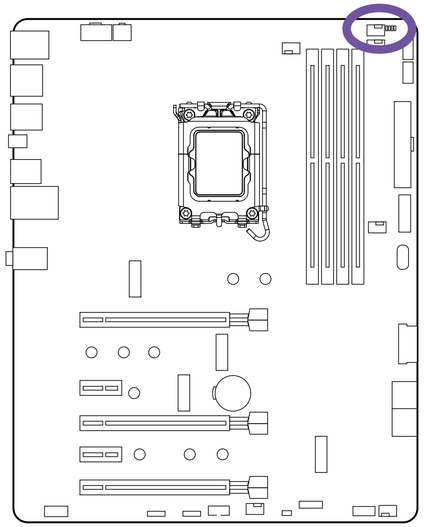

3.21 CMOS 電池

若系統無法再儲存 BIOS 設定，很可能是因為主機板的 CMOS 電池 (CR2032) 電量耗盡。取下金屬蓋即可取出並更換電池。

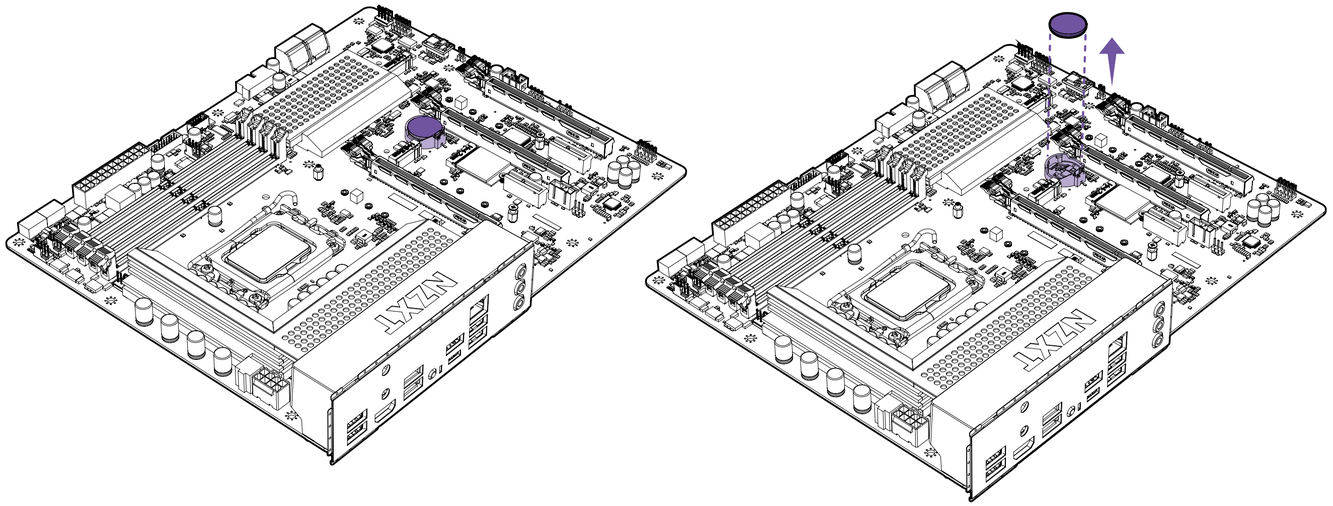

3.22 BIOS FLASHBACK

使用 USB 隨身碟及最新的 BIOS，即可在沒有 CPU 的情況下更新 BIOS，而且不需要開啟系統電源。如要使用 BIOS Flashback 功能，請執行以下步驟。

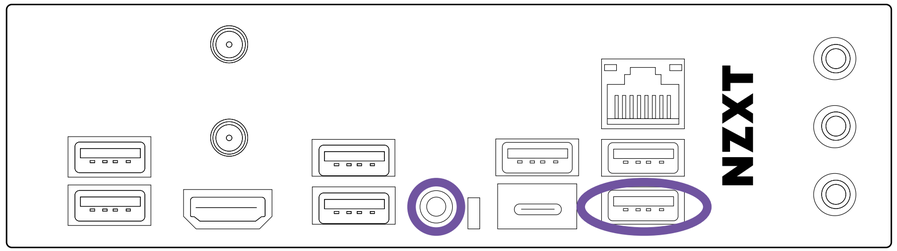

注意

- 需使用另一個電腦系統來準備 USB 隨身碟。
- 如果 LED 持續亮起綠燈，即表示 BIOS Flashback 功能未正常運作。請將 USB 隨身碟插入到 USB BIOS Flashback 連接埠中。
- 使用 BIOS Flashback 功能之前，請暫停 BitLocker 和 TPM 的所有加密或安全功能。更新 BIOS 之前，建議禁用 fTPM。否則可能會發生不可預知的故障。

- 從 NZXT 網站下載最新的 BIOS 檔案： http://www.nzxt.com。
- 將 BIOS 檔案從 zip 檔案中解壓縮到安全的位置，並將 BIOS 檔案重新命名為「creative.rom」。
- 為 USB 隨身碟進行準備作業，並將其以 FAT32 格式化，然後將「creative.rom」複製到隨身碟的根目錄中。
- 將 24 針腳的電源連接器插入到主機板上，然後開啟電源的 AC 開關。切勿開啟系統電源。
- 將 USB 隨身碟插入到後部 IO 面板上標有「BIOS」的 USB 插孔中。
- 按住 BIOS Flashback 開關約 3 秒來開始更新程序。按鈕將會閃爍，表示系統已開始更新程序。
- 請等待 LED 停止閃爍並熄滅，發生此情況時，表示系統已完成 BIOS 更新程序。

4. 下載 NZXT CAM

NZXT CAM

Download and install NZXT CAM from nzxt.com/camapp.

Descargue e instale NZXT CAM en nzxt.com/camapp.

Téléchargez et installez NZXT CAM depuis nzxt.com/camapp.

laden Sie NZXT CAM von nzxt.com/camapp herunter und installieren Sie die Software.

Scaricare e installare NZXT CAM da nzxt.com/camapp.

Baixe e instale o NZXT CAM de nzxt.com/camapp.

загрузите и установите приложение NZXT CAM со страницы nzxt.com/camapp.

nzxt.com/camapp 에서 NZXT CAM을 다운로드하여 설치하십시오.

NZXT CAMは nzxt.com/camapp からダウンロード・インストール可能です。

请从：nzxt.com/camapp 下载并安装 NZXT CAM 软件。

請從 nzxt.com/camapp 下載並安裝 NZXT CAM。

5. 附錄

5.1 NZXT Global Warranty Policy A-2

5.2 Support and Service A-8

5.3 Regulatory Notices A-11

5.4 限用物质及元素列表/限用物質及元素清單 A-13

5.5 Battery Information A-14

5.6 WEEE Statement A-15

5.7 Revision History A-19

5.1 NZXT GLOBAL WARRANTY POLICY

This NZXT Global Warranty Policy governs the sale of products by NZXT to you.

I. WARRANTY LENGTH

Any replacement product will be covered under warranty for the remainder of the warranty period or thirty days, whichever is longer. Proof of purchase is required for warranty service.

II. WHO IS PROTECTED

The Warranty covers only NZXT products purchased by the original consumer.

NEW NZXT PRODUCT	WARRANTY LENGTH FOR PARTS
Computer Cases	2 Years
Temperature Meters	2 Years
Fans	2 Years
Lighting	2 Years
Accessories	2 Years
Kraken M Coolers	3 Years
Headset/Headphone	2 Years
Headset/Headphone Storage	2 Years
Mixer	2 Years
Motherboards	3 Years
Gold Power Supply	10 Years
Bronze Power Supply	5 Years
Kraken X/Z Coolers	6 Years
Mini ITX Case with PSU, AIO, and Riser Card	3-year warranty on case, riser card, and AIO. 10-year warranty on PSU.

REFURBISHED NZXT PRODUCT	WARRANTY LENGTH FOR PARTS
All NZXT Certified Refurbished Products	1 Years

III. WHAT IS AND IS NOT COVERED

Please note that our warranty is not an unconditional guarantee. If the product, in NZXT's reasonable opinion, malfunctions within the warranty period, NZXT will provide you at its sole discretion with a repaired or replacement product, either new or refurbished, with a similar function that is equal or greater in value depending on supply.

Our warranty does not cover the following:

- any product or serial number/warranty sticker modification applied without permission from NZXT;
- any damage that is not a manufacturing defect;
- damage, deterioration or malfunction resulting from: accident, abuse, misuse, neglect, fire, water, lightning, or other acts of nature, unauthorized product modification or failure to follow instructions included with the product;
- improper installation, unauthorized alterations or modifications, or repair or attempted repair by anyone not authorized by NZXT;
- shipping or transport damage (claims must be made with the carrier);
- normal wear and tear.

NZXT does not warrant that this product will meet your requirements. It is your responsibility to determine the suitability of this product for your purpose. For NZXT Store orders, we cover two way return shipping for all exchanges and returns. For all other authorized dealers, NZXT Support does not cover return shipping and only covers one way shipping from NZXT back to the end user for exchanges. Two way expedited shipping is provided for all PSUs covered under the Less Than Three program, indiscriminate of purchase location, provided the location is an approved NZXT reseller.

IV. EXCLUSION OF DAMAGES (DISCLAIMER)

NZXT's sole obligation and liability under this warranty is limited to the repair or replacement of a defective product with either a new or refurbished product with a similar function that is equal or greater in value at our option. NZXT shall not, in any event, be liable for any incidental or consequential damage, including but not limited to damages resulting from interruption of service and loss of data, business, or for liability in tort relating to this product or resulting from its use or possession.

V. LIMITATIONS OF IMPLIED WARRANTIEST

Here are no other warranties, expressed or implied, including but not limited to those of merchantability or fitness for a particular purpose. The duration of implied warranties is limited to the warranty length specified in Paragraph I.

VI. TO OBTAIN TECHNICAL SUPPORT

If you have already referenced your product owner's manual and still need help, you may contact us by phone at +1 (800) 228-9395, by email at service@nzxt.com, or visit the NZXT Support site at nzxt.com/customer-support.

VII. HOW TO OBTAIN A WARRANTY SERVICE FROM NZXT

To receive a warranty service for your product when purchased directly from NZXT, you must submit a request via the NZXT Support site outlining the problem. If a technician deems the product defective or requiring testing, you will be required to provide a copy of your proof of purchase, which will enable you to submit a Return Merchandise Authorization "RMA" request.

Once approved, you`ll receive an RMA number, upon which you will be asked to ship the defective item back to NZXT with the RMA number clearly marked or labelled on the package. NZXT recommends that appropriate measures are taken to safeguard the product from damage during shipping.

VIII. APPLICABLE LAW AND ADDITIONAL LEGAL RIGHTS FOR CONSUMERS

This warranty gives you specific legal rights. These conditions are governed and construed in accordance with the laws of California (with exception of its conflict of law provisions), and the application of the United Nations Convention of Contracts for the International Sale of Goods is expressly excluded. The non-exclusive jurisdiction of the courts of California is agreed, which means that you may bring a claim to enforce your consumer protection rights in connection with this Global Warranty in the country which you have your habitual residence where you may have additional rights. These rights may vary.

For original consumers who are covered by consumer protection laws or regulations in their country, state, or province of purchase or, if different, their country, state, or province of residence, the benefits conferred by this warranty are in addition to all rights and remedies conveyed by such consumer protection laws and regulations. To the extent that liability under such consumer laws can be limited, NZXT's liability is limited, and its sole option, to repair or replacement, either new or refurbished, with a similar function that is equal or greater in value depending on supply.

In the United Kingdom:

- For NZXT products sold to customers in the UK, during the expected lifespan of your product your legal rights entitle you to the following:
  - > Up to 30 days: if your goods are faulty, then you can get an immediate refund.
  - > Up to six months: if your goods can't be repaired or replaced, then you're entitled to a full refund, in most cases.
  - > Up to six years: if your goods do not last a reasonable length of time you may be entitled to some money back.
- If the person seeking to rely on the guarantee is not the original consumer, the NZXT Warranty will cover the product in relation to that person provided that they are able to provide proof of the transfer of the benefit of the guarantee from the original consumer.
- The implied warranties under the Consumer Rights Act 2015 says that your goods must be as described, fit for all purposes for which such goods are usually supplied, and of satisfactory quality.

In the EU:

- If you are a consumer and have your habitual residence in the EU, you additionally enjoy the protection afforded to you by provisions that cannot be derogated from by agreement by virtue of the law where you have your habitual residence.

IX. WARRANTY SERVICE FROM RESELLERS

In the event that a warranty service is sought, you must provide proof of purchase (store receipt or invoice) in order to receive the service and if deemed necessary, repair or replacement product.

In North America:

Within the first 60 days after purchase, please return your product (or for power supplies installed within our enclosures, just the failed power supply) to your dealer or reseller for a replacement. If the product is still within warranty and you can no longer return it to your dealer, please contact NZXT Customer Support (see above) for assistance and instructions. NZXT will not accept returns without prior approval and an RMA number.

In Europe:

Within the first year after purchase, please return your product (or for power supplies installed within our enclosures, just the failed power supply) to your dealer or reseller for a replacement. If the product is still within warranty and you can no longer return it to your dealer, please contact NZXT Customer Support (see above) for assistance and instructions. NZXT will not accept returns without prior approval.

In Australasia:

Within the first two years after purchase, please return your product (or for power supplies installed within our enclosures, just the failed power supply) to your dealer or reseller for a replacement. If the product is still within warranty and you can no longer return it to your dealer, please contact NZXT Customer Support (see above) for assistance and instructions. NZXT will not accept returns without prior approval.

The cost of shipping will be borne at the first instance by you; however, if the purchased item is defective, NZXT will reimburse reasonable postage or transportation of costs.

Outside North America, Europe, and Australasia:

If your product needs to be returned within the warranty period, please contact the retailer or distributor from whom you purchased the product.

X. NZXT.COM STORE RETURNS/EXCHANGE POLICY

Eligible products under this NZXT Warranty qualify for a full refund or exchange only with an authorized RMA number and if the item is returned to the NZXT.com store inventory within 30 days of purchase. Returns are not allowed beyond 30 days of the purchase date. The NZXT.com Store reserves the right to deny any return or exchange. Refunds will be credited to the original method of payment. To initiate a return, simply submit a request via NZXT support site.

NZXT, Inc./ 15736 E Valley Blvd, City of Industry, CA 91744, USA
NZXT Europe GmbH/ Ammerthalstrasse 32 Kirchheim bei Muenchen 85551, Germany
NZXT UK Ltd./ First Floor 5 Fleet Place London EC4M 7RD, GB United Kingdom
+1 (800) 228-9395 / service@nzxt.com / NZXT.com

> Visit nzxt.com/warranty and support.nzxt.com for information on warranty coverage and service.

> Visite el sitio Web nzxt.com/warranty y support.nzxt.com para obtener información sobre la cobertura y el servicio de la garantía.

> Visitez nzxt.com/warranty et support.nzxt.com pour les informations de la couverture de la garantie et du service.

> Informationen zu Geltungsbereich und Service der Garantie finden Sie unter support.nzxt.com und nzxt.com/warranty.

> Visitare il sito nzxt.com/warranty e support.nzxt.com per informazioni sulla copertura e sul servizio della garanzia.

> Visite nzxt.com/warranty e support.nzxt.com para obter informações sobre a cobertura da garantia e assistência.

> Подробную информацию об условиях гарантийного обслуживания см. на веб-сайте nzxt.com/warranty и support.nzxt.com.

> 제품 보증 범위와 서비스 정보를 확인하시려면 nzxt.com/warranty 또는 support.nzxt.com 을 방문해 주시기 바랍니다.

> 保証範囲およびサービスに関する情報については、support.nzxt.com と nzxt.com/warranty にアクセスしてください。

> 请造访 nzxt.com/warranty 和 support.nzxt.com 了解保修范围和服务的信息。

> 請訪問 nzxt.com/warranty 和 support.nzxt.com 了解產品保固範圍和更多服務訊息。

5.2 SUPPORT AND SERVICE

SUPPORT AND SERVICE

If you have any questions or problems with the NZXT product you purchased, please don't hesitate to contact us using our support system. support.nzxt.com
Please include a detailed explanation of your problem and your proof of purchase. For comments and suggestions, you can e-mail our design team, designer@nzxt.com. Lastly we would like to thank you for your support by purchasing this product.
For more information about NZXT, please visit us online. NZXT Website: NZXT.com

SUPPORT ET SERVICE

Si vous avez des questions ou des problèmes avec le produit NZXT que vous avez acheté, n'hésitez pas à contacter service@nzxt.com avec une description détaillée de votre problème et votre preuve d'achat. Vous pouvez aussi commander des pièces de remplacement auprès support.nzxt.com. Pour les commentaires et les suggestions, envoyez un email à notre équipe de design, designer@nzxt.com. Merci d'avoir acheté ce produit de NZXT. Pour plus d'informations sur NZXT, visitez notre site Web. Site Web de NZXT : NZXT.com

SOPORTE Y SERVICIO

Si tiene preguntas o problemas con el producto NZXT que usted compró, no dude en ponerse en contacto con service@nzxt.com y suministrar una explicación detallada de su problema así como su prueba de compra. Puede hacer consultas sobre piezas de repuesto en support.nzxt.com. Para comentarios y sugerencias, escriba un mensaje de correo electrónico a nuestro equipo de diseño: designer@nzxt.com. Gracias por comprar un producto NZXT. Para más información acerca de NZXT, visítenos en línea. Página web de NZXT: NZXT.com

KUNDENDIENST UND SERVICE

Falls Fragen oder Probleme bezüglich Ihres NZXT-Produktes auftreten, wenden Sie sich bitte mit einer detaillierten Problembeschreibung und Ihrem Kaufbeleg an service@nzxt.com.
Ersatzteile können Sie unter support.nzxt.com anfragen. Kommentare und Anregungen senden Sie bitte per designer@nzxt.com an unser Designteam. Vielen Dank, dass Sie ein NZXT-Produkt erworben haben. Weitere Informationen über NZXT erhalten Sie im Internet. NZXT-Webseite: NZXT.com

ASSISTENZA E SERVIZIO

In caso di dubbi o problemi con il prodotto NZXT acquistato, non esitate a contattarci utilizzando il nostro sistema di assistenza. support.nzxt.com
Includere una spiegazione dettagliata del problema e la prova di acquisto. Per commenti e suggerimenti, siete pregati di inviare un messaggio al nostro team di progettisti, all'indirizzo: designer@nzxt.com. Infine, vogliamo ringraziarvi del vostro supporto con l'acquisto di questo prodotto. Per altre informazioni su NZXT, visitate il nostro sito. Sito NZXT: NZXT.com

ASSISTÊNCIA E MANUTENÇÃO

Caso tenha questões ou problemas com o produto NZXT adquirido, não hesite em contactar-nos através do endereço service@nzxt.com fornecendo a explicação detalhada do seu problema e a prova de compra. Poderá solicitar peças de substituição através do endereço support.nzxt.com. Para comentários e sugestões, contacte a nossa equipa de design através do endereço de e-mail, designer@nzxt.com. Obrigado por ter adquirido um produto NZXT. Para mais informações acerca da NZXT,
visite-nos online. Web site da NZXT: NZXT.com

СЛУЖБА ПОДДЕРЖКИ И ОБСЛУЖИВАНИЯ

В случае возникновения вопросов или неисправностей в приобретенных вами продуктах NZXT обращайтесь по адресу: service@nzxt.com с подробным описанием проблемы и подтверждением покупки. О наличии запчастей можно узнать, обратившись по адресу: support.nzxt.com. Замечания и предложения отправляйте в адрес нашей группы разработчиков: designer@nzxt.com. Благодарим вас за покупку продукта NZXT. Более подробная информация о компании NZXT представлена на наших веб-сайтах. Веб-сайт NZXT: NZXT.com

지원 및 서비스

구입한 NZXT 제품과 관련하여 질문 또는 문제가 있을 경우, 당사의 지원 시스템 (support.nzxt.com)을 사용하여 문의하십시오.
문제를 자세히 기술하고 구매 증빙을 제출하십시오. 의견 또는 제안 사항이 잇을 경우 당사 설계 팀에 designer@nzxt.com으로 이메일을 보내십시오. 마지막으로 이 제품을 구입하여 당사를 응원해 주셔서 감사합니다. NZXT에 대해 자세히 알려면 온라인으로 방문하십시오. NZXT 웹사이트: NZXT.com

サポートおよびサービス

購入されましたNZXTの製品に関するご質問または問題は、問題の詳細および購入の証明を添えて、ご遠慮なくservice@nzxt.com までご連絡ください。交換部品はsupport.nzxt.com までお尋ねください。ご意見およびご提案は弊社設計チーム、designer@nzxt.com までメールを送信してください。NZXT製品をご購入いただきましてありがとうございます。NZXTに関する詳細は、インターネット上のウェブサイトをご覧ください。NZXT ウェブサイト: NZXT.com

支持和服务

如果有任何疑问或者在使用 NZXT 产品的过程中遇到任何问题,欢迎联络 service@nzxt.com,联络时请提供关于问题的详细说明及购买凭证。您可以向 support.nzxt.com 查询更换部件。如有任何意见或建议,欢迎致信我们的设计团队,电子邮件地址是 designer@nzxt.com。感谢您购买 NZXT 产品。有关 NZXT 的更多信息,请造访我们的在线网站。NZXT 网站：NZXT.com

支援和服務

如果在使用NZXT 產品的過程中有遇到任何問題或疑問，歡迎聯繫 service@nzxt.com， 並請提供問題的詳細敘述及購買證明。您可以透過 support.nzxt.com 查詢更換部件。如有任何意見或建議，歡迎來信與設計團隊聯繫 designer@nzxt.com。最後，感謝您購買 NZXT 產品。有關 NZXT 的更多信息，請訪問我們的網站。NZXT 網站：NZXT.com

5.3 REGULATORY NOTICES

FCC COMPLIANCE STATEMENT

This equipment has been tested and found to comply with the limits for a Class B digital device, pursuant to Part 15 of the FCC Rules. These limits are designed to provide reasonable protection against harmful interference in a residential installation. This equipment generates, uses, and can radiate radio frequency energy and, if not installed and used in accordance with the instructions, may cause harmful interference to radio communications. However, there is no guarantee that interference will not occur in a particular installation. If this equipment does cause harmful interference to radio or television reception, which can be determined by turning the equipment off and on, the user is encouraged to try to correct the interference by one or more of the following measures:

- Reorient or relocate the receiving antenna
- Increase the separation between the equipment and the receiver
- Connect the equipment onto an outlet on a circuit different from that to which the receiver is connected
- Consult the dealer or an experienced radio/TV technician for help

Shielded interconnect cables and a shielded AC power cable must be employed with this equipment to ensure compliance with the pertinent RF emission limits governing this device. Changes or modifications not expressly approved by the system's manufacturer could void the user's authority to operate the equipment.

DECLARATION OF CONFORMITY

I. THIS DEVICE COMPLIES WITH PART 15 OF THE FCC RULES. OPERATION IS SUBJECT TO THE FOLLOWING CONDITIONS:

- This device may not cause harmful interference
- This device must accept any interference received, including interference that may cause undesired operation.

II. THIS DEVICE IS IN CONFORMITY WITH THE FOLLOWING EC/ EMC DIRECTIVES:

EN 55022	Limits and methods of measurement of radio disturbance characteristics of information technology equipment
EN 61000-3-2	Disturbance in supply systems caused
EN 61000-3-3	Disturbance in supply systems caused by household appliances and similar electrical equipment "Voltage fluctuations"
EN 55024	Information technology equipment-immunity characteristics – Limits and methods of measurement
EN 60950	Safety for information technology equipment including electrical business Equipment

III. CE CONFORMITY

NZXT Inc, declares that this device is in compliance with the essential safety requirements and other relevant provisions set out in the European Directive.

IV. CANADIAN DEPARTMENT OF COMMUNICATIONS

This class B digital apparatus meets all requirements of the Canadian Interference-causing Equipment Regulations.
Cet appareil numérique de la classe B respecte toutes les exigences du Réglement sur le matériel brouilieur du Canada.

V. KOREAN CERTIFICATION MARK

Includes a KCC (Korean Communications Commission) certification number: KCC-R-R-ZXT-N5Z69XT.

R-R-ZXT-N5Z69XT

5.4 有害物质含量说明標示/限用物質含量標示聲明

ROHS COMPLIANCE

产品名称：N5 Z690主板（型号：N5-Z69XT-W1/B1)

	有害物质					
部件名称	铅(Pb)	镉(Cd)	汞(Hg)	六价铬(Cr^{+6})	多溴联苯(PBB)	多溴联苯醚(PBDE)
钮扣电池	×	○	○	○	○	○
电路板	×	○	○	○	○	○
电子组件	×	○	○	○	○	○
线材	○	○	○	○	○	○
配件	○	○	○	○	○	○

本表格依据SJ/T 11364的规定编制。

○: 表示该有害物质在该部件所有均质材料中的含量均在 GB/T 26572 规定的限量 要求以下。

×: 表示该有害物质至少在该部件的某一均质材料中的含量超出 GB/T 26572 规定的 限量要求,然该部件仍符合欧盟命令 2011/65/EU 的规范。

备注:此产品所标示的环保使用期限,系指在一般正常使用状况下。

產品名稱：N5 Z690主機板（型號：N5-Z69XT-W1/B1)

	限用物質及其化學符號					
單元	鉛(Pb)	鎘(Cd)	汞(Hg)	六價鉻(Cr^{+6})	多溴聯苯(PBB)	多溴聯苯醚(PBDE)
電路板	○	○	○	○	○	○
電子元件	—	○	○	○	○	○
線材	—	○	○	○	○	○
配件	—	○	○	○	○	○

備考1. "超出0.1wt%"及"超出0.01wt%"係指限用物質之百分比含量超出百分比含量基準值。

備考2. "○" 係指該項限用物質之百分比含量未超出百分比含量基準值。

備考3. "—" 係指該項限用物質為排除項目。

5.5 BATTERY INFORMATION

EUROPEAN UNION

Batteries, battery packs, and accumulators should not be disposed of as unsorted household waste. Please use the public collection system to return, recycle, or treat them in compliance with the local regulations.

CALIFORNIA, USA

The button cell battery may contain perchlorate material and requires special handling when recycled or disposed of in California. For further information please visit: http://www.dtsc.ca.gov/hazardouswaste/perchlorate

TAIWAN

For better environmental protection, waste batteries should be collected separately for recycling or special disposal.

CAUTION

* There is a risk of explosion, if battery is incorrectly replaced. Replace with the same or equivalent type recommended by the manufacturer.

5.6 WEEE (WASTE ELECTRICAL AND ELECTRONIC EQUIPMENT) STATEMENT

ENGLISH

To protect the global environment and as an environmentalist, NZXT must remind you that...
Under the European ("EU") Directive on Waste Electrical and Electronic Equipment, Directive 2012/19/EU, effective February 14, 2014, products of "electrical and electronic equipment" cannot be discarded as municipal wastes, and manufacturers of covered electronics must take back such products at the end of their useful life. NZXT will comply with the product take back requirements at the end-of-life of NZXT products that are sold within the EU. You can return these products to local collection points.

ESPAÑOL

NZXT como empresa comprometida con la protección del medio ambiente, recomienda:
Bajo la directiva 2012/19/EU de la Unión Europea en materia de desechos y/o equipos electrónicos, con fecha de rigor desde el 14 de febrero de 2014, los productos clasificados como "eléctricos y equipos electrónicos" no pueden ser depositados en los contenedores habituales de su municipio, los fabricantes de equipos electrónicos, están obligados a hacerse cargo de dichos productos al termino de su período de vida. NZXT estará comprometido con los términos de recogida de sus productos vendidos en la Unión Europea al final de su periodo de vida. Usted debe depositar estos productos en el punto limpio establecido por el ayuntamiento de su localidad o entregar a una empresa autorizada para la recogida de estos residuos.

5.6 WEEE STATEMENT

FRANÇAIS

En tant qu'écologiste et afin de protéger l'environnement, NZXT tient à rappeler ceci...
Au sujet de la directive européenne (EU) relative aux déchets des équipement électriques et électroniques, directive 2012/19/EU, prenant effet le 14 février 2014, que les produits électriques et électroniques ne peuvent être déposés dans les décharges ou tout simplement mis à la poubelle. Les fabricants de ces équipements seront obligés de récupérer certains produits en fin de vie. NZXT prendra en compte cette exigence relative au retour des produits en fin de vie au sein de la communauté européenne. Par conséquent vous pouvez retourner localement ces matériels dans les points de collecte.

DEUTSCH

Hinweis von NZXT zur Erhaltung und Schutz unserer Umwelt
Gemäß der Richtlinie 2012/19/EU über Elektro- und Elektronik-Altgeräte dürfen Elektro- und Elektronik-Altgeräte nicht mehr als kommunale Abfälle entsorgt werden. NZXT hat europaweit verschiedene Sammelund Recyclingunternehmen beauftragt, die in die Europäische Union in Verkehr gebrachten Produkte, am Ende seines Lebenszyklus zurückzunehmen. Bitte entsorgen Sie dieses Produkt zum gegebenen Zeitpunkt ausschliesslich an einer lokalen Altgerätesammelstelle in Ihrer Nähe.

ITALIANO

Per salvaguardare l'ambiente globale, NZXT ricorda che:
La Direttiva Europea (UE) RAEE, in materia di rifiuti costituiti da apparecchiature elettriche ed elettroniche (Direttiva 2012/19/UE, in vigore dal 14 febbraio 2014), le apparecchiature elettriche ed elettroniche non possono essere smaltite tra i rifiuti municipali e i produttori di apparecchiature elettroniche sono tenuti a ritirare tali prodotti alla fine del ciclo di vita utile. NZXT è conforme ai requisiti inerenti al ritiro a fine vita dei prodotti NZXT venduti nell'UE. Questi prodotti devono essere conferiti nei centri di raccolta locali.

PORTUGUÊS

Para proteger o meio ambiente global e como um ambientalista, a NZXT lembra você de que...
Sob a Diretiva Europeia (“”EU””) sobre Equipamentos Eletroeletrônicos Residuais, Diretiva 2012/19/EU, em vigor desde 14 de fevereiro de 2014, produtos de “”equipamentos eletroeletrônicos”” não podem ser descartados como lixo municipal e os fabricantes de eletrônicos cobertos devem receber de volta tais produtos no fim de sua vida útil. A NZXT cumprirá os requisitos de recolhimento do produto ao fim da vida útil dos produtos da NZXT vendidos dentro da UE. Você pode devolver esses produtos aos pontos de coleta locais.

РУССКИЙ

В целях поддержки движения защитников окружающей среды и охраны глобальной окружающей среды компания NZXT напоминает вам...
В соответствии с требованиями Директивы по утилизации электрического и электронного оборудования ЕС 2012/19/EU от 14 февраля 2014 г. продукты, являющиеся «электрическим и электронным оборудованием», должны утилизироваться отдельно от бытовых отходов, и производители оборудования, подпадающего под действие данной директивы, должны принимать такие продукты в случае их возврата в конце срока службы. NZXT будет соблюдать требования к возврату продукта производителю в конце срока службы продуктов NZXT, которые продаются на территории ЕС. Для возврата продуктов производителю созданы специализированные пункты приема.

한국어

지구를 보호하고, 환경에 친화적인 기업인 NZXT는 다음 사항을 안내합니다.
2014년 2월 14일부터 시행되는 Directive 2012/19/EU, 폐전기·전자제품에 관한 유럽연합(“EU”)의 지침에 따라 “전기·전자제품”은 일반폐기물로써 폐기할 수 없으며, 수명이 다한 제품은 반드시 해당 제품의 제조업체가 회수해야 합니다.
NZXT는 유럽 내에서 판매되는 NZXT 제품에 대한 회수 지침을 준수합니다. 수명이 다한 제품은 해당 지역의 회수처에 반납하실 수 있습니다.

日本語

NZXTはかけがえのない地球環境を保護するために、廃電気・電子製品（WEEE）に関する欧州連合（EU）の指令を遵守します。
WEEE指令2012/19/EU（2014年2月14日発効）で定められた通り、EU域内では電気機器・電子機器製品は地方自治体の廃棄物として廃棄できないため、対象となる電子機器メーカーは、製品が耐用年数に達した際に該当製品を引き取る必要があります。NZXTは、EU内で販売されるNZXT製品の耐用年数終了時の製品引き取り要件を遵守します。ユーザーの方におかれましては、該当製品を最寄りの回収場所にお出しいただけますよう、お願いいたします。

简体中文

作为一家环保型企业，为保护全球环境，NZXT 提醒您.....
根据 2014 年 2 月 14 日生效的欧洲（“EU”）废弃电子电气设备指令——第 2012/19/EU 号指令的规定，“电气和电子设备”产品不可作为市政废物丢弃，相关电子产品的制造商须在此类产品使用寿命结束时将其收回。对于 NZXT 在欧盟地区售出的 NZXT 产品报废时，NZXT 将遵循该产品回收要求。您可以将这些产品送至当地的回收点。

中文

為保護全球環境，NZXT 提醒您...
依據 2014 年 2 月 14 日生效的歐盟（「EU」）廢棄電子電氣設備指令第 2012/19 / EU號指令規定，「電氣和電子設備」產品不得視為都市廢棄物丟棄，相關的電子產品製造商必須在產品使用壽命結束時將產品回收。對於歐盟境內銷售的 NZXT 產品，NZXT 將在產品使用壽命結束時，按照產品回收要求收回產品。您可以將這些產品送到當地的回收點。

5.7 REVISION HISTORY

Version 2, 2023/07/03